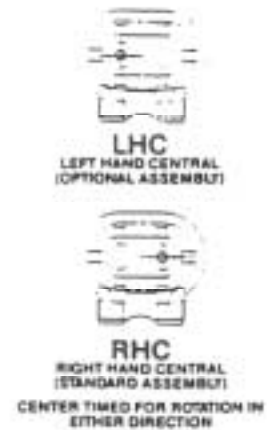
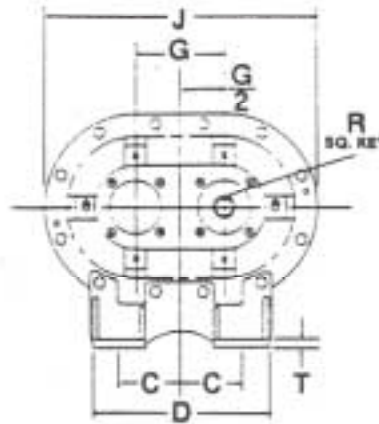
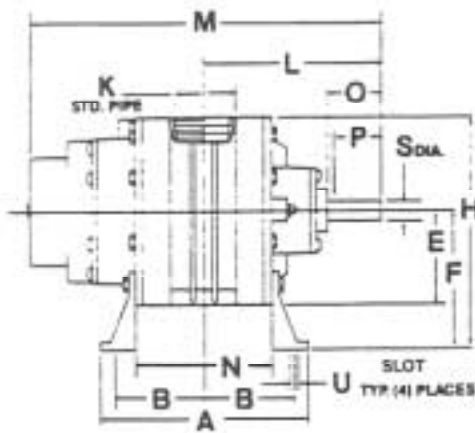


SUTORBILT® LEGEND™ L & P SERIES Horizontal Blowers



SIZE	WT.	CONN.	A	B	C	D	E	F	G	H	J	K	L	M	N	O	P	R	S	T	U
2M	36	S	5	2	2	6%	3%	3%	2%	7	9%	1	5 ⁷ / ₃₂	10	2%	1 ¹⁵ / ₁₆	1%	3 ¹ / ₁₆	.625	1/8	7 ¹ / ₁₆
2L	39	S	7	3	2	6%	3%	3%	2%	7	9%	2	6 ⁵ / ₃₂	12	4%	1 ¹⁵ / ₁₆	1%	3 ¹ / ₁₆	.625	1/8	7 ¹ / ₁₆
3H	71	S	6%	2%	2%	7%	3%	5	3 1/2	8%	11%	1%	5 ¹³ / ₁₆	11 ¹⁵ / ₁₆	3 1/2	2	1 ⁷ / ₁₆	3 ¹ / ₁₆	.750	3/4	1/2 x 3/4
3M	79	S	7%	3 ¹ / ₁₆	2%	7%	3%	5	3 1/2	8%	11%	2	6%	12 ¹³ / ₁₆	4%	2	1 ⁷ / ₁₆	3 ¹ / ₁₆	.750	3/4	1/2 x 3/4
3L	95	S	10%	4%	2%	7%	3%	5	3 1/2	8%	11%	2 1/2	7 ⁹ / ₁₆	15 ⁷ / ₁₆	7	2	1 ⁷ / ₁₆	3 ¹ / ₁₆	.750	3/4	1/2 x 3/4
4H	106	S	7%	3	3	8	4 ² / ₁₆	6%	4	10 ⁷ / ₁₆	12%	1 1/2	6%	13%	4	2%	1 ¹³ / ₁₆	3 ¹ / ₁₆	.875	3/4	1/2 x 3/4
4M	125	S	9%	4%	3	8	4 ² / ₁₆	6%	4	10 ⁷ / ₁₆	12%	2 1/2	8	16	6%	2%	1 ¹³ / ₁₆	3 ¹ / ₁₆	.875	3/4	1/2 x 3/4
4L	150	S	12	5%	3	8	4 ³ / ₁₆	6%	4	10 ⁷ / ₁₆	12%	3	9%	18 1/2	8%	2%	1 ¹³ / ₁₆	3 ¹ / ₁₆	.875	3/4	1/2 x 3/4
5H	205	S	8 1/2	3 1/2	3 1/2	9	5 ³ / ₁₆	7	5	12 ³ / ₁₆	15%	2 1/2	8 ⁷ / ₁₆	17 ⁷ / ₁₆	4%	2 1/2	1 ¹³ / ₁₆	3 ¹ / ₁₆	1.125	3/4	3/8 x 3/4
5M	237	S	10 1/2	4 1/2	3 1/2	9	5 ³ / ₁₆	7	5	12 ³ / ₁₆	15%	4	9 ³ / ₁₆	19 ³ / ₁₆	6%	2 1/2	1 ¹³ / ₁₆	3 ¹ / ₁₆	1.125	3/4	3/8 x 3/4
5L	270	S	14 1/2	6 1/2	3 1/2	9	5 ³ / ₁₆	7	5	12 ³ / ₁₆	15%	4	11 ³ / ₁₆	23 ³ / ₁₆	10%	2 1/2	1 ¹³ / ₁₆	3 ¹ / ₁₆	1.125	3/4	3/8 x 3/4
6H	389	S	9%	3 ¹⁵ / ₁₆	4	11	6	8%	6	14%	18	3	9 ⁷ / ₁₆	19%	5%	2 ¹³ / ₁₆	2%	5 ¹ / ₁₆	1.375	1/2	3/4 x 1
6M	426	S	13	5 ³ / ₁₆	4	11	6 ³ / ₁₆	8%	6	15 ⁷ / ₁₆	18	5	10 ¹³ / ₁₆	22%	9	2 ¹⁵ / ₁₆	2%	5 ¹ / ₁₆	1.375	1/2	3/4 x 1
6L	565	F	20	9 ⁷ / ₁₆	4	11	7 1/2	8%	6	16%	18	6	14 ⁵ / ₁₆	29%	16	2 ¹⁵ / ₁₆	2%	5 ¹ / ₁₆	1.375	1/2	3/4 x 1
7H	523	S	12	4%	5 1/2	15	9 ¹⁷ / ₁₆	11	7	20 ¹¹ / ₁₆	22	4	10	21%	6%	3 ² / ₁₆	2 1/2	3/4	1.562	1/2	3/4 x 1
7M	671	F	17 1/2	7%	5 1/2	15	8 1/2	11	7	19 1/2	22	8	12%	26%	12%	3 ⁷ / ₁₆	2 1/2	3/4	1.562	1/2	3/4 x 1
7L	804	F	24 1/2	10%	5 1/2	15	8 1/2	11	7	19 1/2	22	8	16%	33%	19%	3 ⁷ / ₁₆	2 1/2	3/4	1.562	1/2	3/4 x 1
8H	820	S	13 1/2	5%	6	16	10	12 1/2	8	22 1/2	25%	4	11 ¹¹ / ₁₆	24	7%	3%	2 1/2	3/4	1.750	1/2	3/4 x 1
8M	996	F	19	8 1/2	6	16	10	12 1/2	8	22 1/2	25%	8	14 ⁷ / ₁₆	29%	13%	3%	2 1/2	3/4	1.750	1/2	3/4 x 1
8L	1,260	F	27	12 1/2	6	16	10	12 1/2	8	22 1/2	25%	10	18 ⁷ / ₁₆	37 1/2	21%	3%	2 1/2	3/4	1.750	1/2	3/4 x 1

CERTIFICATION

S - SCREWED CONNECTION STD. NPT.
F - FLANGE CONNECTION STD. PIPE
INTAKE & OUTLET PIPE CONNECTIONS
SAME TYPE AND SIZE.

SHAFT HAND & DISCHARGE: _____
CUSTOMER: _____
CUSTOMER ORDER NO.: _____
SALES ORDER NO.: _____
DATE: _____ BY: _____