



12500 South Pulaski Road
 Alsip, Illinois USA 60803
 Tel 708 389-2500 Fax 708 388-0869
 email: tuthillpump@tuthill.com
 www.tuthill.com

FlowPro Value Stream
 Tuthill Pump Group
 12500 South Pulaski Road
 Alsip, Illinois 60803
 USA
 Phone: 708-389-2500
 Fax: 708-389-4166
 tuthillpump@tuthill.com
 www.tuthillpump.com

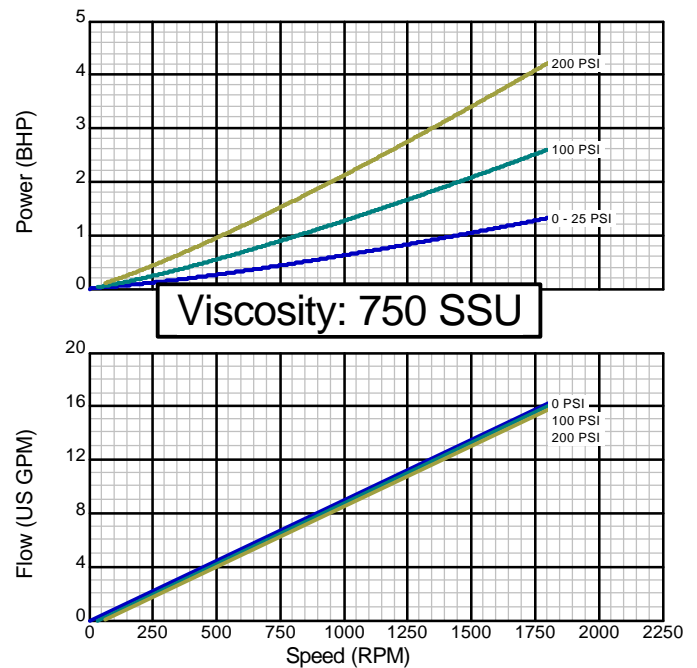
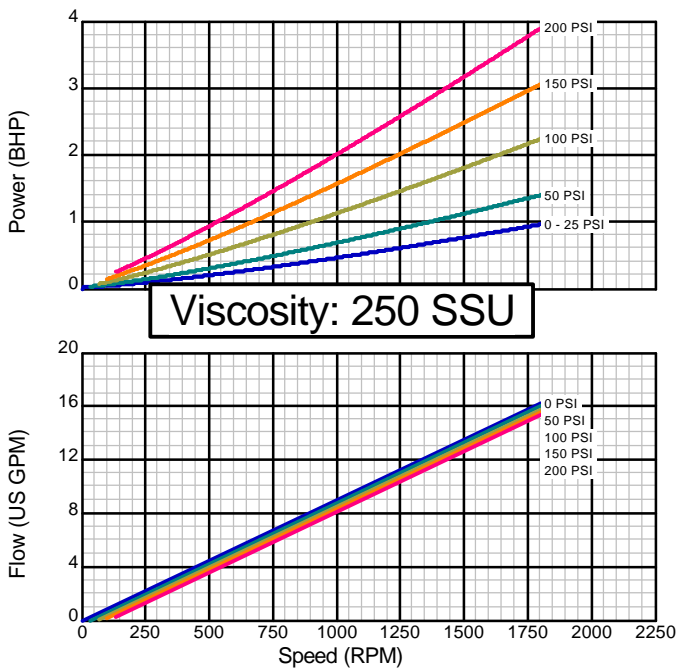
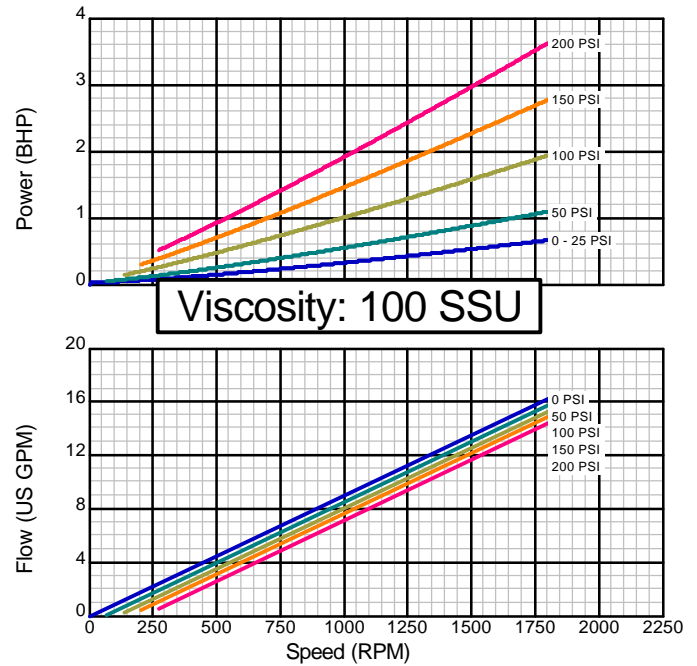
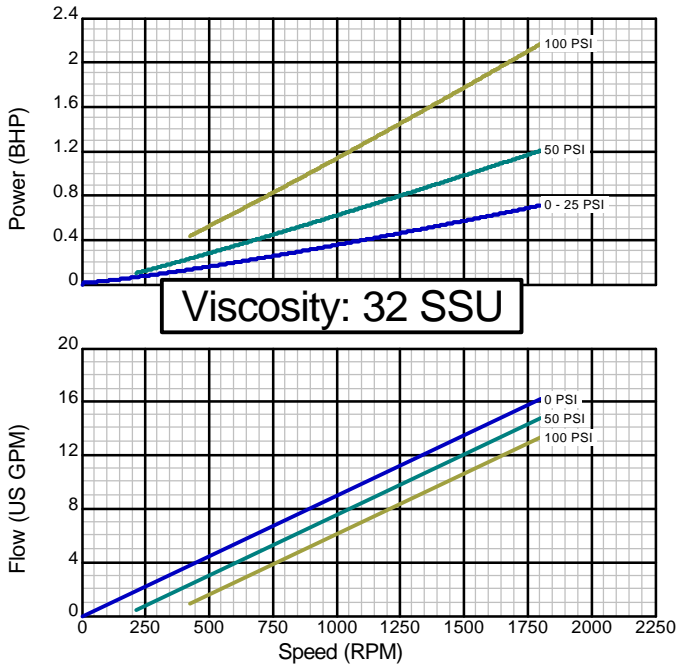
Performance Data For GG Series Pump

Model GG015I

Iron Construction

Standard Clearance

1 1/2" Std. Port Size



There are many additional factors to consider when selecting a pump, including (but not limited to) suction conditions, temperature limitations and material compatibilities. Curve data is typical only, actual performance may vary. Consult the factory or an authorized Tuthill Pump Group representative for assistance.

Version 2.3.A.6

Created on
 January 24, 2003



12500 South Pulaski Road
 Alsip, Illinois USA 60803
 Tel 708 389-2500 Fax 708 388-0869
 email: tuthillpump@tuthill.com
 www.tuthill.com

FlowPro Value Stream
 Tuthill Pump Group
 12500 South Pulaski Road
 Alsip, Illinois 60803
 USA
 Phone: 708-389-2500
 Fax: 708-389-4166
 tuthillpump@tuthill.com
 www.tuthillpump.com

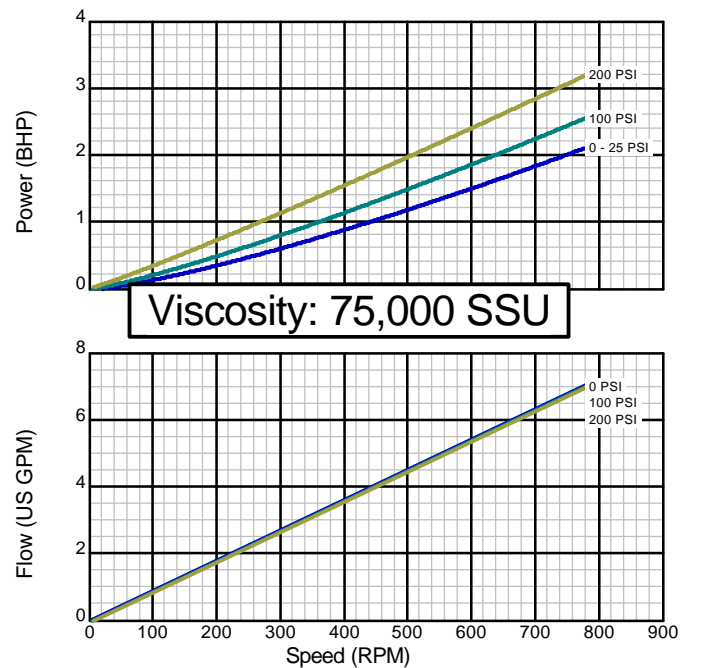
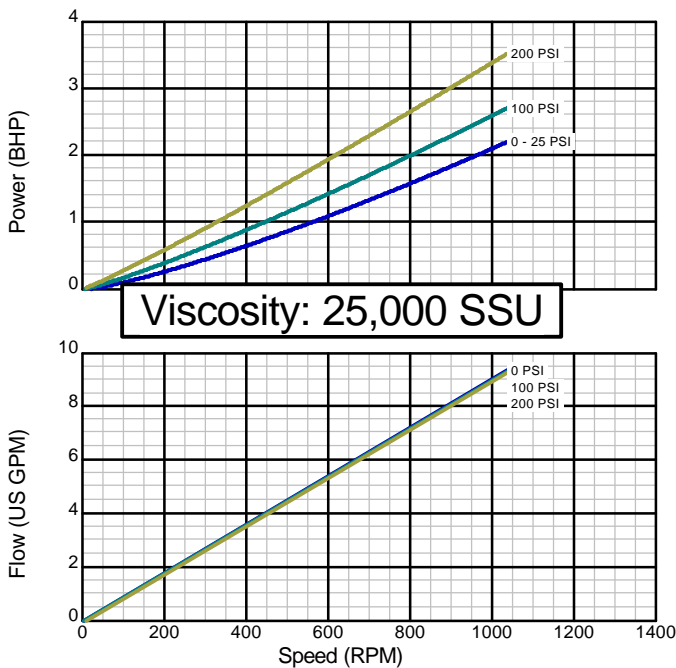
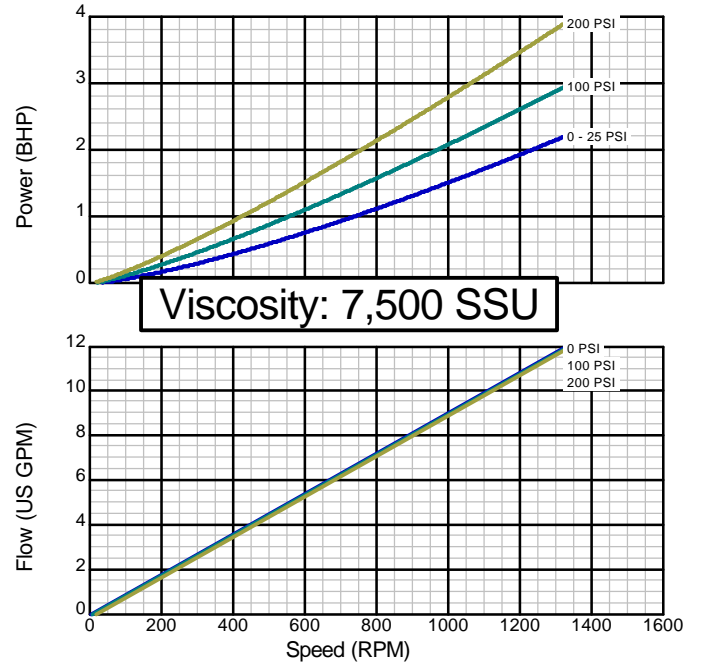
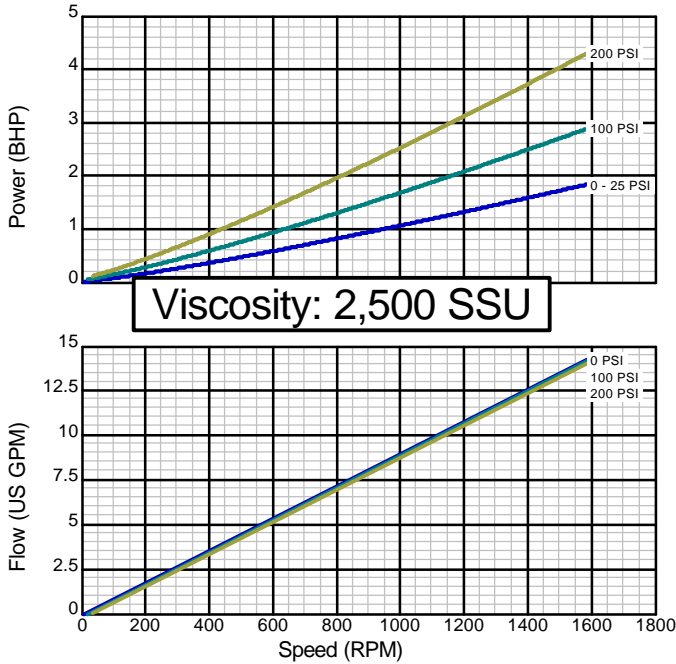
Performance Data For GG Series Pump

Model GG015I

Iron Construction

Standard Clearance

1 1/2" Std. Port Size



There are many additional factors to consider when selecting a pump, including (but not limited to) suction conditions, temperature limitations and material compatibilities. Curve data is typical only, actual performance may vary. Consult the factory or an authorized Tuthill Pump Group representative for assistance.

Version 2.3.A.6
 Created on
 January 24, 2003



12500 South Pulaski Road
 Alsip, Illinois USA 60803
 Tel 708 389-2500 Fax 708 388-0869
 email: tuthillpump@tuthill.com
 www.tuthill.com

FlowPro Value Stream
 Tuthill Pump Group
 12500 South Pulaski Road
 Alsip, Illinois 60803
 USA
 Phone: 708-389-2500
 Fax: 708-389-4166
 tuthillpump@tuthill.com
 www.tuthillpump.com

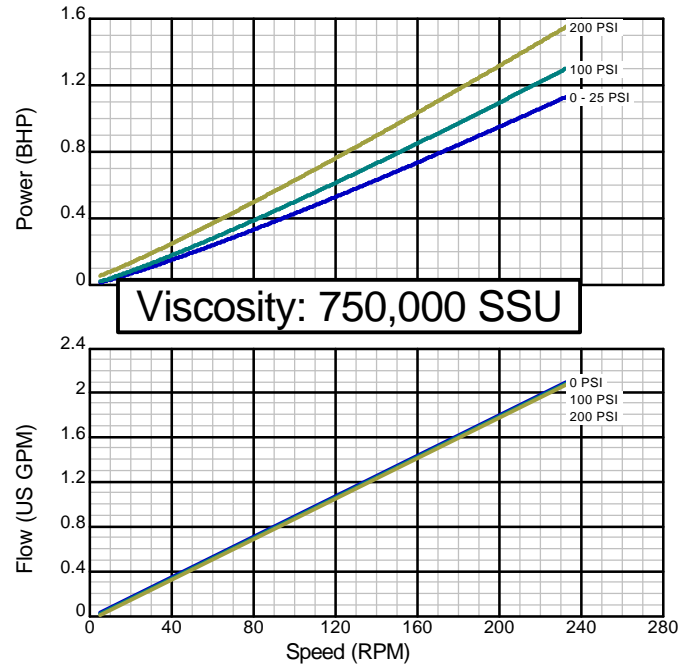
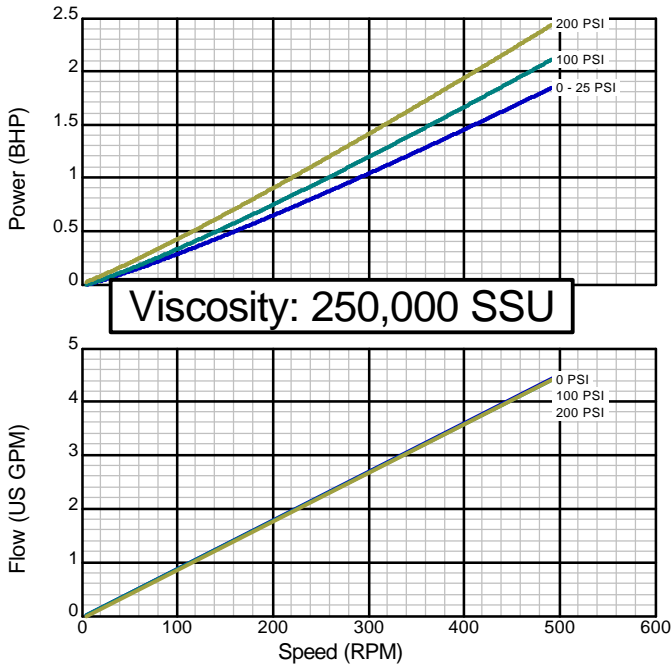
Performance Data For GG Series Pump

Model GG015I

Iron Construction

Standard Clearance

1 1/2" Std. Port Size



There are many additional factors to consider when selecting a pump, including (but not limited to) suction conditions, temperature limitations and material compatibilities. Curve data is typical only, actual performance may vary. Consult the factory or an authorized Tuthill Pump Group representative for assistance.

Version 2.3.A.6
 Created on
 January 24, 2003



12500 South Pulaski Road
 Alsip, Illinois USA 60803
 Tel 708 389-2500 Fax 708 388-0869
 email: tuthillpump@tuthill.com
 www.tuthill.com

FlowPro Value Stream
 Tuthill Pump Group
 12500 South Pulaski Road
 Alsip, Illinois 60803
 USA
 Phone: 708-389-2500
 Fax: 708-389-4166
 tuthillpump@tuthill.com
 www.tuthillpump.com

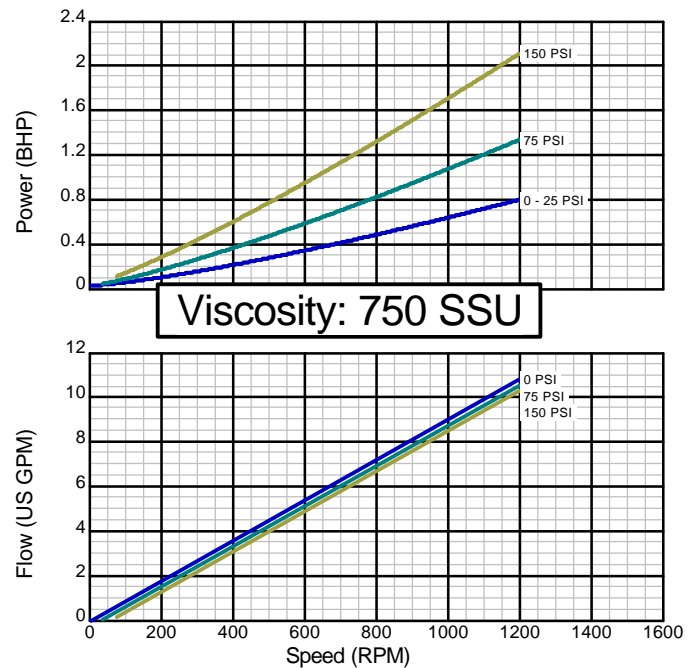
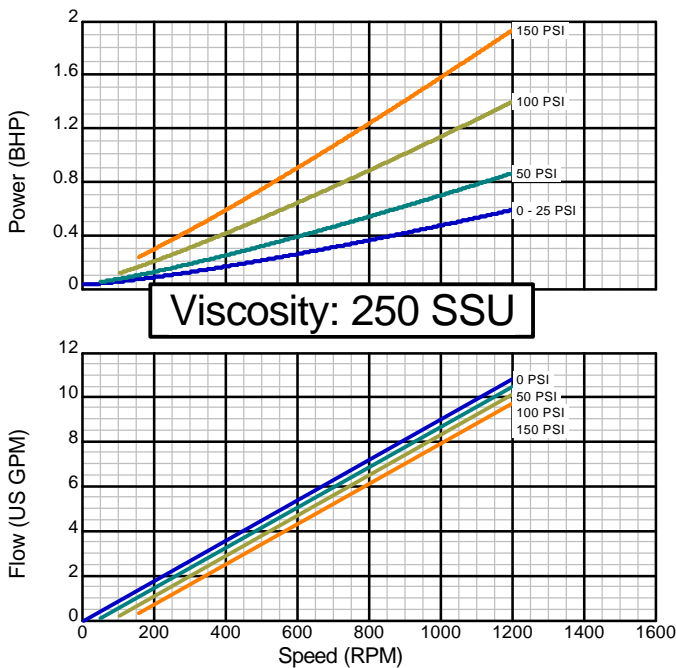
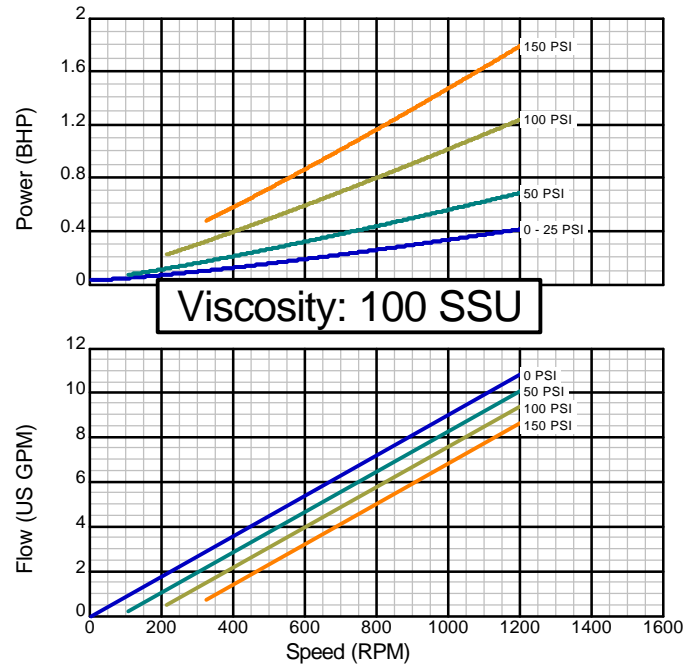
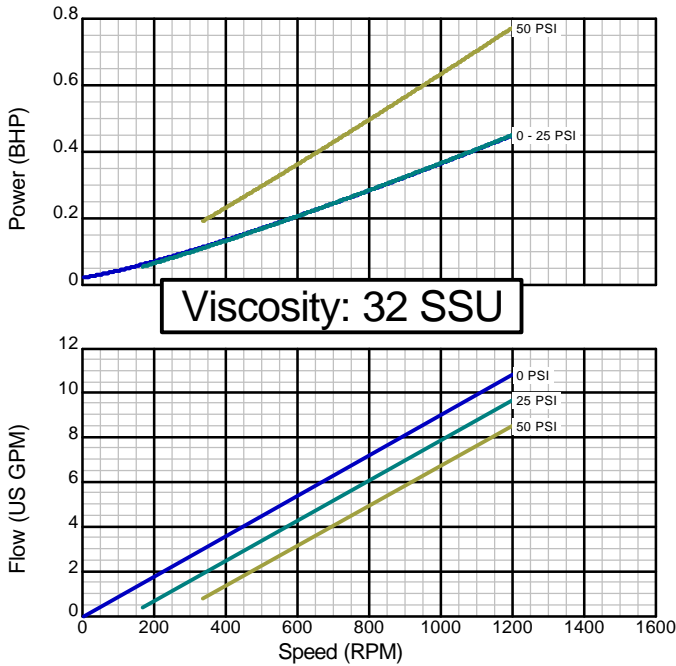
Performance Data For GG Series Pump

Model GG015S

Stainless Steel Construction

Standard Clearance

1.5" Std. Port Size



There are many additional factors to consider when selecting a pump, including (but not limited to) suction conditions, temperature limitations and material compatibilities. Curve data is typical only, actual performance may vary. Consult the factory or an authorized Tuthill Pump Group representative for assistance.

Version 2.3.A.6
 Created on
 January 24, 2003



12500 South Pulaski Road
 Alsip, Illinois USA 60803
 Tel 708 389-2500 Fax 708 388-0869
 email: tuthillpump@tuthill.com
 www.tuthill.com

FlowPro Value Stream
 Tuthill Pump Group
 12500 South Pulaski Road
 Alsip, Illinois 60803
 USA
 Phone: 708-389-2500
 Fax: 708-389-4166
 tuthillpump@tuthill.com
 www.tuthillpump.com

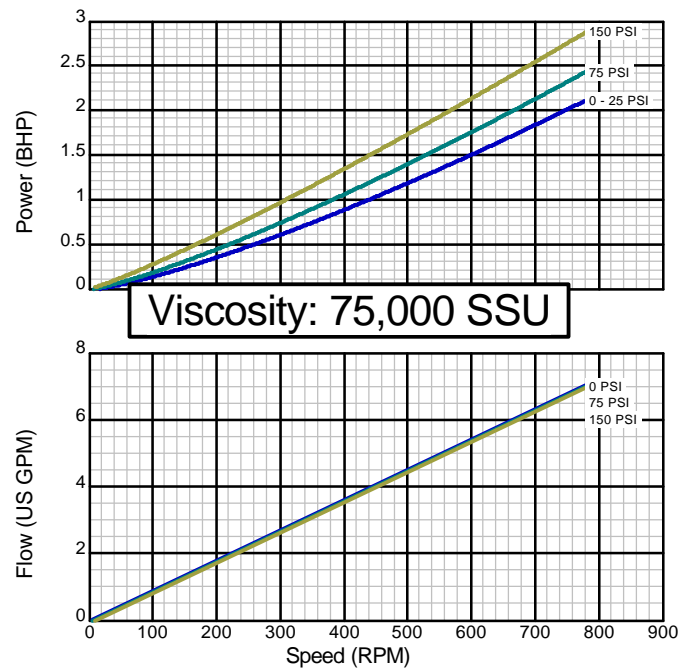
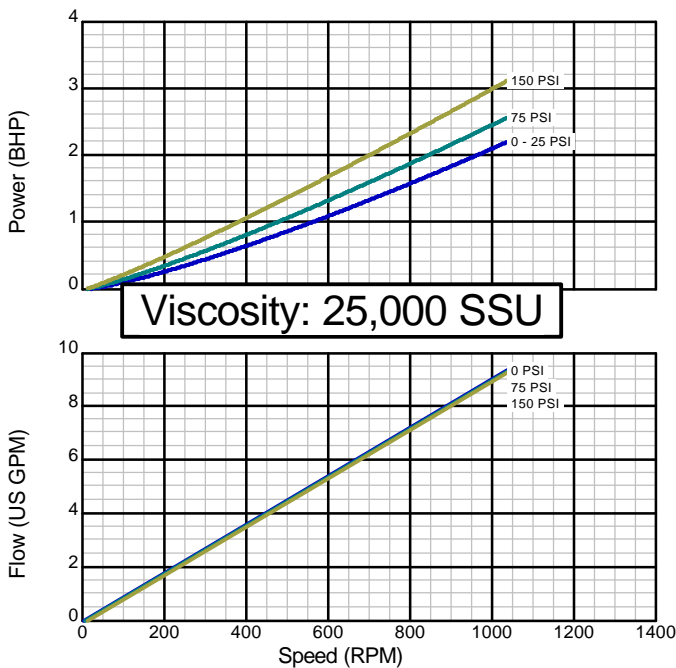
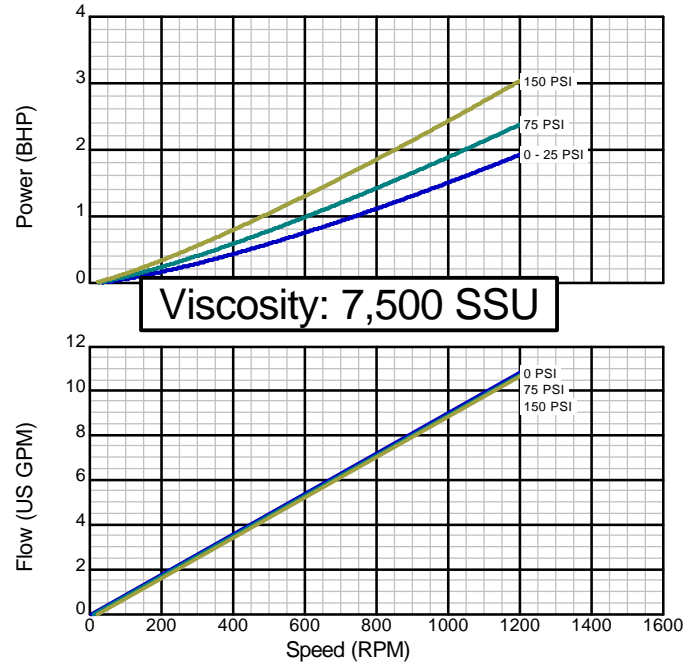
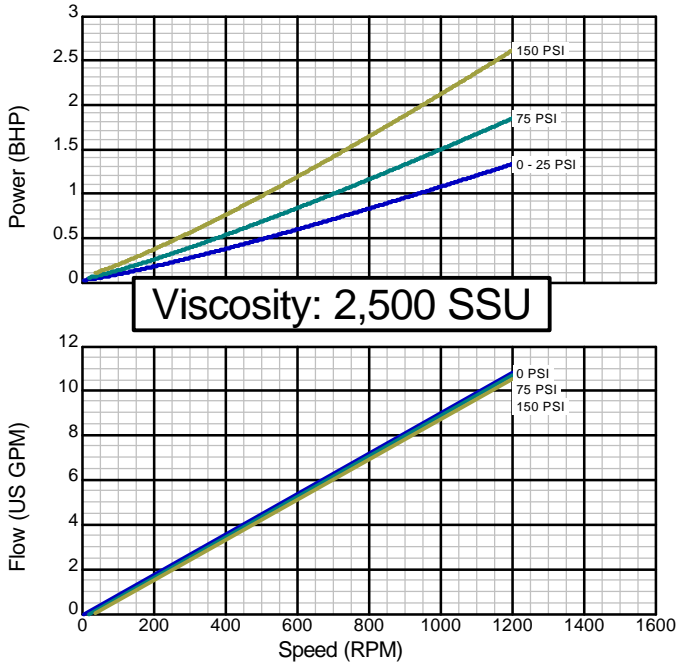
Performance Data For GG Series Pump

Model GG015S

Stainless Steel Construction

Standard Clearance

1.5" Std. Port Size



There are many additional factors to consider when selecting a pump, including (but not limited to) suction conditions, temperature limitations and material compatibilities. Curve data is typical only, actual performance may vary. Consult the factory or an authorized Tuthill Pump Group representative for assistance.

Version 2.3.A.6
 Created on
 January 24, 2003



12500 South Pulaski Road
 Alsip, Illinois USA 60803
 Tel 708 389-2500 Fax 708 388-0869
 email: tuthillpump@tuthill.com
 www.tuthill.com

FlowPro Value Stream
 Tuthill Pump Group
 12500 South Pulaski Road
 Alsip, Illinois 60803
 USA
 Phone: 708-389-2500
 Fax: 708-389-4166
 tuthillpump@tuthill.com
 www.tuthillpump.com

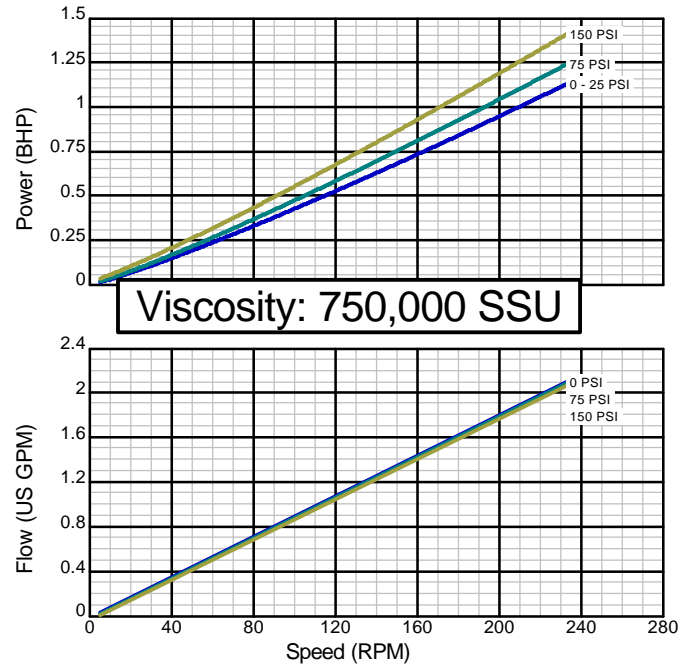
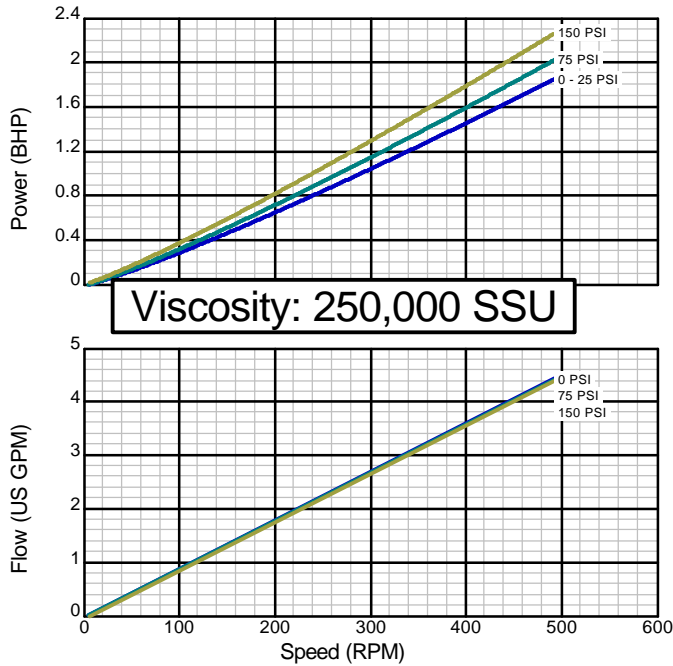
Performance Data For GG Series Pump

Model GG015S

Stainless Steel Construction

Standard Clearance

1.5" Std. Port Size



There are many additional factors to consider when selecting a pump, including (but not limited to) suction conditions, temperature limitations and material compatibilities. Curve data is typical only, actual performance may vary. Consult the factory or an authorized Tuthill Pump Group representative for assistance.

Version 2.3.A.6
 Created on
 January 24, 2003