



Plastic & Stainless Housing

- Long Lived
- Whisper Quiet
- Low Cost
- Compact
- Self Lubricating
- Field Proven

Seal-Less Leakproof Canned Motor Centrifugal Circulating Pumps

Plastic Housing



SM-303-N

Plastic Housing



SM-909-N/SM-1212-N

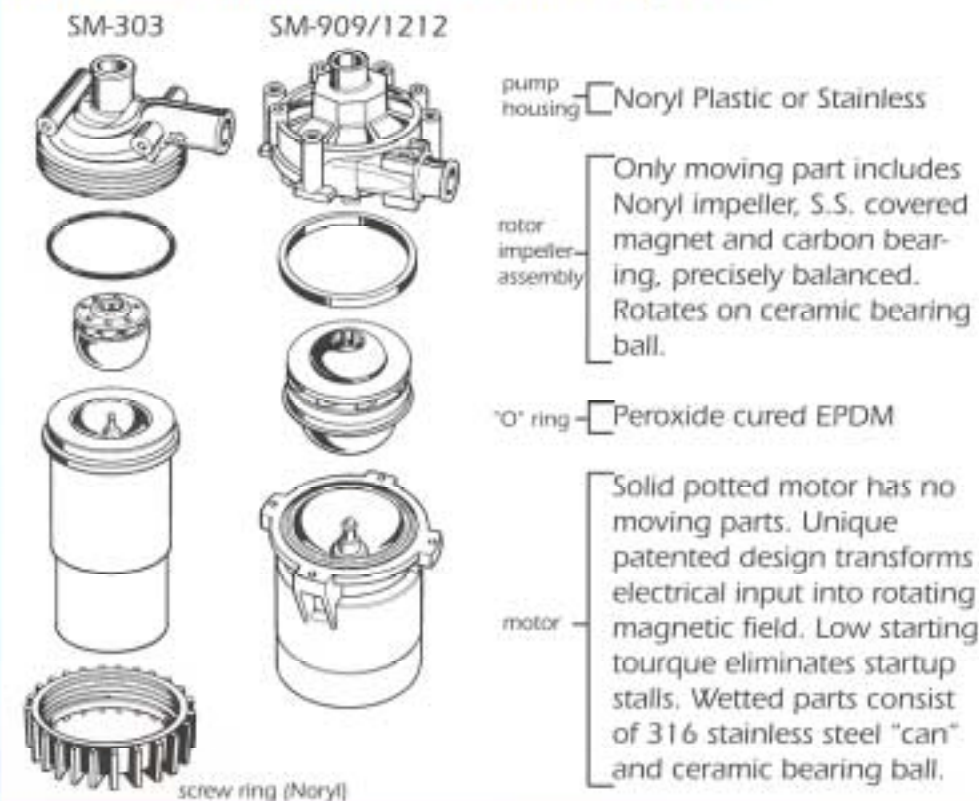
Stainless Housing



SM-909-ST/SM-1212-ST

- Specifically suited for water and mild chemical applications.
- Plastic models suitable for fluid temperatures to 140°F and line pressures to 50 PSI.
- Self lubricating. No lubrication required - ever.
- Six performance models from 1/150 HP to 1/15 HP, capacities to 18 GPM, heads to 28 feet.
- Stainless models suitable for fluid temperatures to 230°F and line pressures to 150 PSI.
- Plastic models provided with internal dry run auto reset TCO.

Laing Pump Exploded View - *Unlike any other.*



Laing's advanced spherical-motor design eliminates the problems of conventional pumps.

Laing has eliminated the problem shafts, seals, and bearings common to conventional mechanically sealed pumps. The spherical design gives you a pump that is simple, compact, and lightweight. It is more dependable, less expensive to install and operate, is easier to service in the field, and has over 15 years of successful field service in over a million installations worldwide.

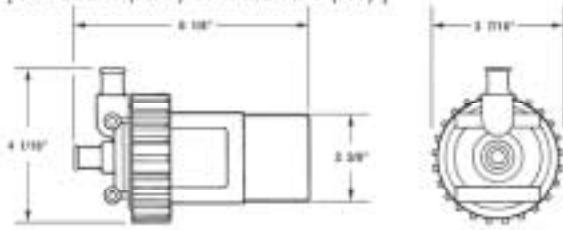
Simply the Best
...by Design!

LAING Plastic & Stainless Housing Pumps

Dimensional Drawings:

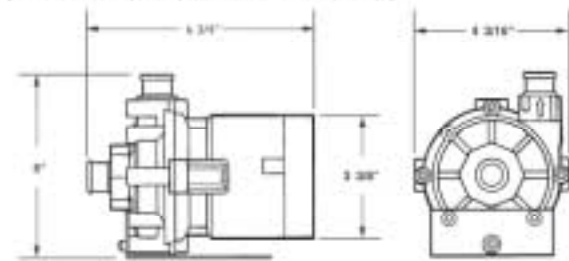
SM-303-N Models

[hosebarb (NH) or male NPT (NT)]



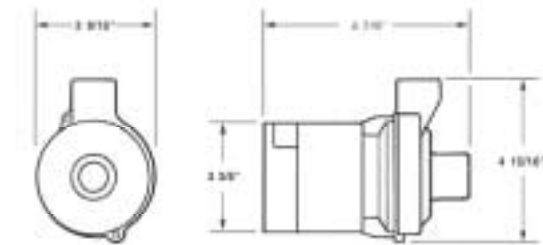
SM-909-N, SM-1212-N Models

[hosebarb (NH) or male NPT (NT)]



SM-909-ST, SM-1212-ST Models

[female NPT (ST)]

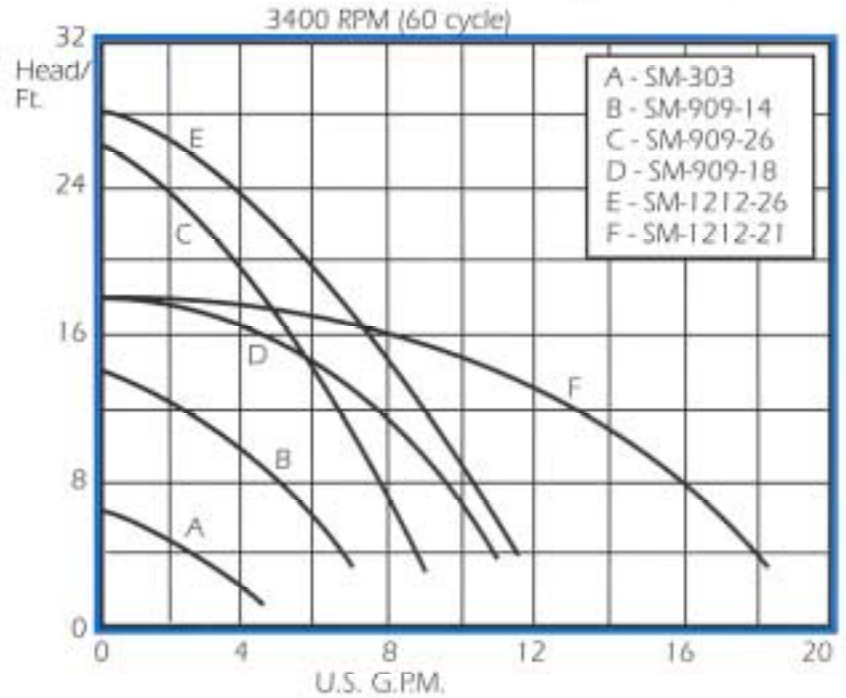


Options Available:

- 230 volt, 1 ph, 60 cy or 50 cy motors
- other special motors
- 6 ft. line cord/3 prong plug
- Special cord lengths
- Special plugs



Performance Curves:



Technical Data (STD, 115V, 1ph, 60 cy, 3.450 RPM motor) (230 volt models also available)

Model	HP	Inlet/Outlet Connections	Input Watts/Amps	Max. Fluid Temp.	Max. Line Pressure	Noise Level	Weight Lbs.
-------	----	--------------------------	------------------	------------------	--------------------	-------------	-------------

Plastic Housing Models

SM-303-N	1/150	3/4" hosebarb, 3/4" male NPT	33.0	0.3	140° F	50 PSI	15db	2.0
SM-909-N14	1/50	3/4" hosebarb, 3/4" male NPT	65.0	0.6	140° F	50 PSI	30db	4.2
SM-909-N18	1/20	3/4" hosebarb, 3/4" male NPT	98.0	0.9	140° F	50 PSI	30db	4.2
SM-909-N26	1/20	3/4" hosebarb, 3/4" male NPT	98.0	0.9	140° F	50 PSI	30db	4.2
SM-1212-N26	1/15	3/4" hosebarb, 3/4" male NPT	140.0	1.3	140° F	50 PSI	30db	4.2
SM-1212-N21	1/15	1" hosebarb, 1" male NPT	140.0	1.3	140° F	50 PSI	30db	4.2

Stainless Steel Housing Models

SM-909-ST14	1/50	3/4" female NPT	65.0	0.6	230° F	150 PSI	30db	5.5
SM-909-ST18	1/20	3/4" female NPT	98.0	0.9	230° F	150 PSI	30db	5.5
SM-909-ST26	1/20	3/4" female NPT	98.0	0.9	230° F	150 PSI	30db	5.5
SM-1212-ST26	1/15	3/4" female NPT	140.0	1.3	230° F	150 PSI	30db	5.5